

Hand Rub Technique

In line with the WHO guidelines on Hand Hygiene and EN 1500



1 Apply Spirigel® Complete to the palm of one hand, covering all surfaces



2 Cover whole surface of hands, rubbing palm to palm



3 Spread Spirigel® Complete over the back of each hand including the wrists with fingers interlaced



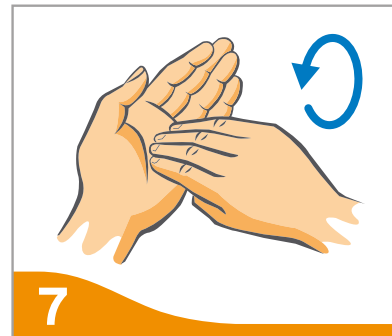
4 Rub palm to palm with fingers interlaced



5 Grip the fingers on each hand and rub in a sideways back and forth movement



6 Clasp each thumb in the opposite hand and rotate



7 Press fingers into palm of each hand and rotate



8 Once dry, your hands are safe

Hand Wash Technique

In line with the WHO guidelines on Hand Hygiene and for antimicrobial soaps in line with EN 1499



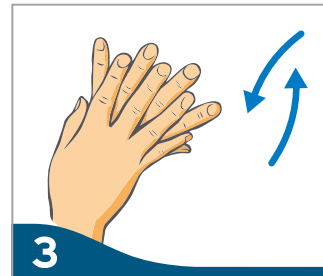
Wet hands with water



Apply a sufficient amount of product to the palm of one hand



Rub hands palm to palm to build lather



Spread lather over the back of each hand with fingers interlaced



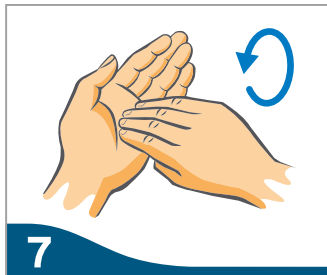
Rub palm to palm with fingers interlaced



Grip the fingers on each hand and rub in a sideways back and forth movement



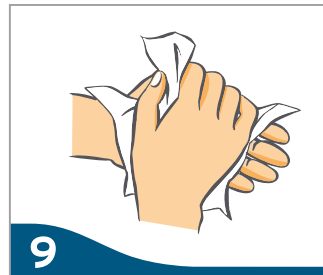
Clasp each thumb in the opposite hand and rotate



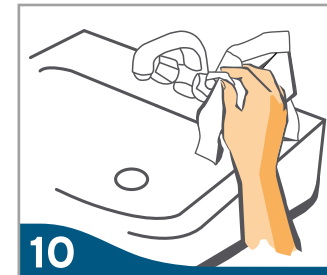
Press fingers into palm of each hand and rotate



Rinse hands with water



Dry hands thoroughly with a disposable towel



Use towel to turn off tap



Your hands are now safe